



INDOCO REMEDIES LTD

indoco remedies limited

INDOCO HOUSE, 166 C. S. T. ROAD, SANTACRUZ (EAST), MUMBAI - 400 098 (INDIA) ● Website : www.indoco.com
PHONES : (91-22) 3386 1000 / 3386 1250 ● FAX : (91-22) 2652 3067 / 2652 3976 ● CIN : L85190MH1947PLC005913

April 5, 2019

To The Listing Department National Stock Exchange of India Limited Exchange Plaza, Bandra - Kurla Complex Bandra (East) <u>Mumbai - 400 051</u> Stock Code : INDOCO-EQ	To The Listing Department Bombay Stock Exchange Limited Floor 25, P. J. Towers, Dalal Street, <u>Mumbai - 400 001</u> Stock Code : 532612
---	---

Dear Sir,


Sub : Shareholding Pattern for the Quarter ended 31st March, 2019

Enclosed please find Shareholding Pattern under Regulation 31 of SEBI (Listing Obligations and Disclosure Requirement) Regulations, 2015 of our Company for the quarter ended 31st March, 2019.

Kindly acknowledge receipt.

Thanking you,

Yours faithfully,
For Indoco Remedies Limited


Jayshankar Menon
Company Secretary



Shareholding Pattern under Regulation 31 of SEBI (Listing Obligations and Disclosure Requirements) Regulations, 2015

1.	Name of Listed Entity: Indoco Remedies Limited	
2.	Scrip Code/Name of Scrip/Class of Security: 532612	
3.	Share Holding Pattern Filed under: Reg. 31(1)(a)/Reg. 31(1)(b)/Reg.31(1)(c)	
	a.	If under 31(1)(b) then indicate the report for Quarter ending
	b.	If under 31(1)(c) then indicate date of allotment/extinguishment
4.	Declaration: The Listed entity is required to submit the following declaration to the extent of submission of information:-	

	Particulars	Yes*	No*
1	Whether the Listed Entity has issued any partly paid up shares?		No
2	Whether the Listed Entity has issued any Convertible Securities or Warrants?		No
3	Whether the Listed Entity has any shares against which depository receipts are issued?		No
4	Whether the Listed Entity has any shares in locked-in?		No
5	Whether any shares held by promoters are pledge or otherwise encumbered?		No

* If the Listed Entity selects the option 'No' for the questions above, the columns for the partly paid up shares, Outstanding Convertible Securities/Warrants, depository receipts, locked-in shares, No of shares pledged or otherwise encumbered by promoters, as applicable, shall not be displayed at the time of dissemination on the Stock Exchange website. Also wherever there is 'No' declared by Listed Entity in above table the values will be considered as 'Zero' by default on submission of the format of holding of specified securities.

GENERATED ON :04/04/2019 NSDL : 30/03/2019 CDSL :30/03/2019



Indoco Remedies Limited
Table I - Summary Statement holding of specified securities

Category	Category of shareholder	Nos. of shareholders	No. of fully paid up equity shares held	No. of Partly paid-up equity shares held	No. of shares underlying Depository Receipts	Total nos. shares held	Shareholding as a % of total no. of shares (calculated as per SCRR, 1957)	Number of Voting Rights held in each class of securities				Shares Underlying Outstanding convertible securities (including	ing, as a % assuming full conversion of convertible securities	Number of Locked in shares		Number of Shares pledged or otherwise encumbered		Number of equity shares held in dematerialised form
								No of Voting Rights			Total as a % of (A+B+C)			No. (a)	As a % of total Shares held(b)	No. (a)	As a % of total Shares held(b)	
								Class eg: X	Class eg: y	Total								
(I)	(II)	(III)	(IV)	(V)	(VI)	(VII) =	(VIII) As a	(IX)			(X)	(XI)=	(XII)		(XIII)		(XIV)	
(A)	Promoter & Promoter Group	14	54069946	0	0	54069946	58.6758	54069946	0	54069946	58.6758	0	58.6758	0	0	0	0	54069946
(B)	Public	15421	38080409	0	0	38080409	41.3242	38080409	0	38080409	41.3242	0	41.3242	0	0	NA	NA	36733101
(C)	Non Promoter - Non Public				0				0			0		0	0	NA	NA	0
(C1)	Shares Underlying DRs	0	0	0	0	0	0	0	0	0	0	0	0	0	0	NA	NA	0
(C2)	Shares Held By Employee Trust	0	0	0	0	0	0	0	0	0	0	0	0	0	0	NA	NA	0
	Total	15435	92150355	0	0	92150355	100	92150355	0	92150355	100	0	100	0	0	0	0	90803047

GENERATED ON :04/04/2019

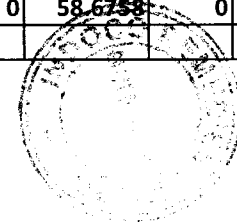
NSDL : 30/03/2019



Indoco Remedies Limited

Table II - Statement showing shareholding pattern of the Promoter and Promoter Group

Category & Name of the shareholders	PAN	Nos. of shareholders	No. of fully paid up equity shares held	Partly paid-up equity shares held	No. of shares underlying Depository Receipts	Total nos. shares held	Shareholding % calculated as per SCRR, 1957 As a % of (A+B+C2)	Number of Voting Rights held in each class of securities				Shares Underlying Outstanding convertible securities	ing, as a % assuming full conversion of convertible securities	Number of Locked in shares		Number of Shares pledged or otherwise		Number of equity shares held in dematerialised form
								No of Voting Rights			Total as a % of (A+B+C)			No. (a)	of total Shares held(b)	No. (a)	% of total Shares held	
								Class eg: X	Class eg: y	Total								
(I)	(II)	(III)	(IV)	(V)	(VI)	(VII) =	(VIII) As a	(IX)				(X)	(XI)=	(XII)		(XIII)		(XIV)
1 Indian																		
(a) Individuals / Hindu Undivided Family		5	19871714	0	0	19871714	21.5644	19871714	0	19871714	21.5644	0	21.5644	0	0	0	0	19871714
Panandikar Aditi Milind	ACEPP3136G	1	5559013	0	0	5559013	6.0325	5559013	0	5559013	6.0325	0	6.0325	0	0	0	0	5559013
Ramani Madhura Anup	ACQPK0583Q	1	5184079	0	0	5184079	5.6257	5184079	0	5184079	5.6257	0	5.6257	0	0	0	0	5184079
Kare Aruna Suresh	ACQPK0584K	1	4794714	0	0	4794714	5.2031	4794714	0	4794714	5.2031	0	5.2031	0	0	0	0	4794714
Kare Suresh Govind	ACQPK0585J	1	4060408	0	0	4060408	4.4063	4060408	0	4060408	4.4063	0	4.4063	0	0	0	0	4060408
Kare Suresh Govind	AADHS6651J	1	273500	0	0	273500	0.2968	273500	0	273500	0.2968	0	0.2968	0	0	0	0	273500
(b) Central Government / State Government(s)		0	0	0	0	0	0	0	0	0	0	0	0	0	0	0	0	0
(c) Financial Institutions / Banks		0	0	0	0	0	0	0	0	0	0	0	0	0	0	0	0	0
(d) Any Other (Specify)		9	34198232	0	0	34198232	37.1113	34198232	0	34198232	37.1113	0	37.1113	0	0	0	0	34198232
Persons Acting In Concert		8	18426477	0	0	18426477	19.9961	18426477	0	18426477	19.9961	0	19.9961	0	0	0	0	18426477
Spa Holdings Pvt. Ltd.,	AAACS0725P	1	18335000	0	0	18335000	19.8968	18335000	0	18335000	19.8968	0	19.8968	0	0	0	0	18335000
Sharda Ramnath Kare	AFMPK4411L	1	32500	0	0	32500	0.0353	32500	0	32500	0.0353	0	0.0353	0	0	0	0	32500
Pratima Ajit Vaidya	AABPV6978P	1	26550	0	0	26550	0.0288	26550	0	26550	0.0288	0	0.0288	0	0	0	0	26550
Sudha M Pai	ADTPP8685L	1	10727	0	0	10727	0.0116	10727	0	10727	0.0116	0	0.0116	0	0	0	0	10727
Milind S Panandikar	AADPP9343A	1	7500	0	0	7500	0.0081	7500	0	7500	0.0081	0	0.0081	0	0	0	0	7500
Mahika Milind Panandikar	DZJPP1490Q	1	6100	0	0	6100	0.0066	6100	0	6100	0.0066	0	0.0066	0	0	0	0	6100
Rohan Anup Ramani	DBKPR8420P	1	6100	0	0	6100	0.0066	6100	0	6100	0.0066	0	0.0066	0	0	0	0	6100
Ramnath Govind Kare	ADIPK8332J	1	2000	0	0	2000	0.0022	2000	0	2000	0.0022	0	0.0022	0	0	0	0	2000
Bodies Corporate		1	15771755	0	0	15771755	17.1152	15771755	0	15771755	17.1152	0	17.1152	0	0	0	0	15771755
Shanteri Investment Pvt Ltd	AAACS6965K	1	15771755	0	0	15771755	17.1152	15771755	0	15771755	17.1152	0	17.1152	0	0	0	0	15771755
Sub Total (A)(1)		14	54069946	0	0	54069946	58.6758	54069946	0	54069946	58.6758	0	58.6758	0	0	0	0	54069946
Foreign																		



	Individuals (Non-Resident Individuals /																			
(a)	Foreign Individuals)	0	0	0	0	0	0	0	0	0	0	0	0	0	0	0	0	0	0	0
(b)	Government	0	0	0	0	0	0	0	0	0	0	0	0	0	0	0	0	0	0	0
(c)	Institutions	0	0	0	0	0	0	0	0	0	0	0	0	0	0	0	0	0	0	0
(d)	Foreign Portfolio Investor	0	0	0	0	0	0	0	0	0	0	0	0	0	0	0	0	0	0	0
(e)	Any Other (Specify)	0	0	0	0	0	0	0	0	0	0	0	0	0	0	0	0	0	0	0
	Sub Total (A)(2)	0	0	0	0	0	0	0	0	0	0	0	0	0	0	0	0	0	0	0
	Total Shareholding Of Promoter And Promoter Group (A)= (A)(1)+(A)(2)	14	54069946	0	0	54069946	58.6758	54069946	0	54069946	58.6758	0	58.6758	0	0	0	0	0	0	54069946

Details of Shares which remain unclaimed may be given here along with details such as number of shareholders, outstanding shares held in demat/unclaimed suspense account, voting rights which are frozen etc.

N

(1) PAN would not be displayed on website of Stock Exchange(s)

(2) The term 'Encumbrance' has the same meaning as assigned under regulation 28(3) of SEBI (Substantial Acquisition of Shares and Takeovers) Regulations, 2011.

GENERATED ON :04/04/2019


NSDL : 30/03/2019

CDSL



Indoco Remedies Limited
Table III - Statement showing shareholding pattern of the Public shareholder

Category & Name of the shareholders	PAN	Nos. of shareholders	No. of fully paid up equity shares held	Partly paid-up equity shares held	No. of shares underlying Depository Receipts	Total nos. shares held	Shareholding % calculated as per SCRR, 1957 As a % of (A+B+C2)	Number of Voting Rights held in each class of securities				Shares Underlying Outstanding convertible securities	ing, as a % assuming full conversion of convertible securities	Number of Locked in shares		Number of Shares pledged or otherwise		Number of equity shares held in dematerialised form
								No of Voting Rights			Total as a % of (A+B+C)			No. (a)	% of total Shares held	No. (a)	% of total Shares held	
								Class eg: X	Class eg: y	Total								
(I)	(II)	(III)	(IV)	(V)	(VI)	(VII) =	(VIII) As a	(IX)				(X)	(XI)=	(XII)	(XIII)		(XIV)	
1 Institutions																		
(a) Mutual Fund		5	11722760	0	0	11722760	12.7213	11722760	0	11722760	12.7213	0	12.7213	0	0	NA	NA	11722760
Reliance Capital Trustee Co. Ltd-A/C Reliancesmal	AAATR0090B	1	5983784	0	0	5983784	6.4935	5983784	0	5983784	6.4935	0	6.4935	0	0	NA	NA	5983784
Hdfc Trustee Company Ltd. A/C Hdfc Capital Build	AAATH1809A	1	1992269	0	0	1992269	2.162	1992269	0	1992269	2.162	0	2.162	0	0	NA	NA	1992269
Idfc Core Equity Fund	AAETS9556K	1	1866518	0	0	1866518	2.0255	1866518	0	1866518	2.0255	0	2.0255	0	0	NA	NA	1866518
Icici Prudential Pharma Healthcare And Diaganost	AAAAI0038F	1	1491832	0	0	1491832	1.6189	1491832	0	1491832	1.6189	0	1.6189	0	0	NA	NA	1491832
Venture Capital Funds		0	0	0	0	0	0	0	0	0	0	0	0	0	0	NA	NA	0
(c) Alternate Investment Funds		2	1864815	0	0	1864815	2.0237	1864815	0	1864815	2.0237	0	2.0237	0	0	NA	NA	1864815
Dsp Aif Pharma Fund	AACTD4888R	1	1839926	0	0	1839926	1.9967	1839926	0	1839926	1.9967	0	1.9967	0	0	NA	NA	1839926
(d) Foreign Venture Capital Investors		0	0	0	0	0	0	0	0	0	0	0	0	0	0	NA	NA	0
(e) Foreign Portfolio Investor		22	1950735	0	0	1950735	2.1169	1950735	0	1950735	2.1169	0	2.1169	0	0	NA	NA	1950735
(f) Financial Institutions / Banks		2	24895	0	0	24895	0.027	24895	0	24895	0.027	0	0.027	0	0	NA	NA	24895
(g) Insurance Companies		0	0	0	0	0	0	0	0	0	0	0	0	0	0	NA	NA	0
(h) Provident Funds/ Pension Funds		0	0	0	0	0	0	0	0	0	0	0	0	0	0	NA	NA	0
(i) Any Other (Specify)		0	0	0	0	0	0	0	0	0	0	0	0	0	0	NA	NA	0
Sub Total (B)(1)		31	15563205	0	0	15563205	16.8889	15563205	0	15563205	16.8889	0	16.8889	0	0	NA	NA	15563205
2 Central Government/ State Government(s)/ President of India																		
Sub Total (B)(2)		0	0	0	0	0	0	0	0	0	0	0	0	0	0	NA	NA	0
3 Non-Institutions																		
(a) Individuals				0	0									0		NA	NA	
i. Individual shareholders holding nominal share capital up to Rs. 2 lakhs.		14163	8731989	0	0	8731989	9.4758	8731989	0	8731989	9.4758	0	9.4758	0	0	NA	NA	7989406
ii. Individual shareholders holding nominal share capital in excess of Rs. 2 lakhs.		32	8990845	0	0	8990845	9.7567	8990845	0	8990845	9.7567	0	9.7567	0	0	NA	NA	8386120
Ashish Agarwal	AABFE7233Q		1465781	0	0	1465781	1.5906	1465781	0	1465781	1.5906	0	1.5906	0	0	NA	NA	1465781
(b) NBFCs registered with RBI		4	113534	0	0	113534	0.1232	113534	0	113534	0.1232	0	0.1232	0	0	NA	NA	113534



Indoco Remedies Limited
Table IV - Statement showing shareholding pattern of the Non Promoter- Non Public shareholder

Category & Name of the Shareholders	PAN	Nos. of share holders	No. of fully paid up equity shares held	Partly paid-up equity shares held	No. of shares underlying Depository Receipts	Total nos. shares held	Shareholding % calculated as per SCRR, 1957 As a % of (A+B+C2)	Number of Voting Rights held in each class of securities			No. of Shares Underlying Outstanding convertible securities (including Warrants)	Shareholding, as a % assuming full conversion of convertible securities (as a percentage of diluted share capital)	Number of Locked in shares		Number of Shares pledged or otherwise encumbered		Number of equity shares held in dematerialised form	
								Class eg: X	Class eg: y	Total			No. (a)	As a % of total Shares held(b)	No. (a)	As a % of total Shares held(b)		
																		No of Voting Rights
(I)	(II)	(III)	(IV)	(V)	(VI)	(VII) = (IV)+(V) + (VI)	(VIII) As a % of (A+B+C2)	(IX)			(X)	(XI) = (VII)+(X) As a % of (A+B+C2)	(XII)		(XIII)		(XIV)	
1 Custodian/DR Holder		0	0	0	0	0	0	0	0	0	0	0	0	0	0	NA	NA	0
2 Employee Benefit Trust (under SEBI (Share based Employee Benefit) Regulations, 2014)		0	0	0	0	0	0	0	0	0	0	0	0	0	0	NA	NA	0
Total Non-Promoter- Non Public Shareholding (C)= (C)(1)+(C)(2)		0	0	0	0	0	0	0	0	0	0	0	0	0	0	NA	NA	0

No

(1) PAN would not be displayed on website of Stock Exchange(s).

(2) The above format needs to disclose name of all holders holding more than 1% of total number of shares

(3) W.r.t. the information pertaining to Depository Receipts, the same may be disclosed in the respective columns to the extent information available and the balance to be disclosed as held by

