



indoco remedies limited

INDOCO HOUSE, 166 C. S. T. ROAD, SANTACRUZ (EAST), MUMBAI - 400 098 (INDIA) ● Website : www.indoco.com
PHONES : (91-22) 3386 1000 / 3386 1250 ● FAX : (91-22) 2652 3067 / 2652 3976 ● CIN : L85190MH1947PLC005913

January 9, 2018

To
Bombay Stock Exchange Limited
Floor 25, P. J. Towers,
Dalal Street,
Mumbai – 400 001

To
National Stock Exchange of India Ltd
Exchange Plaza,
Bandra Kurla Complex,
Bandra (East),
Mumbai-400051.

Dear Sir,

Sub : Shareholding Pattern for the Quarter ended 31st December, 2017

Enclosed please find Shareholding Pattern under Regulation 31 of SEBI (Listing Obligations and Disclosure Requirement) Regulations, 2015 of our Company for the quarter ended 31st December, 2017.

Kindly acknowledge receipt.

Thanking you,

Yours faithfully,
For Indoco Remedies Limited


Jayshankar Menon
Company Secretary


Shareholding Pattern under Regulation 31 of SEBI (Listing Obligations and Disclosure Requirements) Regulations, 2015

1.	Name of Listed Entity:	Indoco Remedies Limited
2.	Scrip Code/Name of Scrip/Class of Security:	532612
3.	Share Holding Pattern Filed under: Reg. 31(1)(a)/Reg. 31(1)(b)/Reg.31(1)(c)	
	a.	If under 31(1)(b) then indicate the report for Quarter ending:n 31st December, 2017
	b.	If under 31(1)(c) then indicate date of allotment/extinguishment
4.	Declaration: The Listed entity is required to submit the following declaration to the extent of submission of information:-	

	Particulars	Yes*	No*
1	Whether the Listed Entity has issued any partly paid up shares?		No
2	Whether the Listed Entity has issued any Convertible Securities or Warrants?		No
3	Whether the Listed Entity has any shares against which depository receipts are issued?		No
4	Whether the Listed Entity has any shares in locked-in?		No
5	Whether any shares held by promoters are pledge or otherwise encumbered?		No

* If the Listed Entity selects the option 'No' for the questions above, the columns for the partly paid up shares, Outstanding Convertible Securities/Warrants, depository receipts, locked-in shares, No of shares pledged or otherwise encumbered by promoters, as applicable, shall not be displayed at the time of dissemination on the Stock Exchange website. Also wherever there is 'No' declared by Listed Entity in above table the values will be considered as 'Zero' by default on submission of the format of holding of specified securities.

GENERATED ON :05/01/2018 NSDL : 31/12/2017 CDSL :31/12/2017



Indoco Remedies Limited


Table I - Summary Statement holding of specified securities

Category	Category of shareholder	Nos. of shareholders	No. of fully paid up equity shares held	No. of Partly paid-up equity shares held	No. of shares underlying Depository Receipts	Total nos. shares held	Shareholding as a % of total no. of shares (calculated as per SCRR, 1957)	Number of Voting Rights held in each class of securities			No. of Shares Underlying Outstanding convertible securities (including Warrants)	Shareholding, as a % assuming full conversion of convertible securities (as a percentage of diluted share capital)	Number of Locked in shares		Number of Shares pledged or otherwise encumbered		Number of equity shares held in dematerialised form	
								No of Voting Rights					Total as a % of (A+B+C)	No. (a)	As a % of total Shares held(b)	No. (a)		As a % of total Shares held(b)
								Class eg: X	Class eg: y	Total								
(I)	(II)	(III)	(IV)	(V)	(VI)	(VII) =	(VIII) As a	(IX)			(X)	(XI)=	(XII)		(XIII)		(XIV)	
(A)	Promoter & Promoter Group	13	54233546	0	0	54233546	58.85	54233546	0	54233546	58.85	0	58.85	0	0	0	0	54233546
(B)	Public	15222	37916809	0	0	37916809	41.15	37916809	0	37916809	41.15	0	41.15	0	0	NA	NA	36509689
(C)	Non Promoter - Non Public				0				0			0			0	NA	NA	
(C1)	Shares Underlying DRs	0	0	0	0	0	0	0	0	0	0	0	0	0	0	NA	NA	0
(C2)	Shares Held By Employee Trust	0	0	0	0	0	0	0	0	0	0	0	0	0	0	NA	NA	0
	Total	15235	92150355	0	0	92150355	100	92150355	0	92150355	100	0	100	0	0	0	0	90743235

GENERATED ON :05/01/2018

NSDL : 31/12/2017

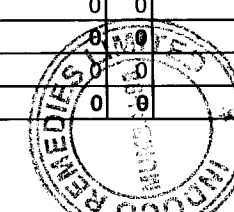
CDSL : 31/12/2017



Indoco Remedies Limited

Table II - Statement showing shareholding pattern of the Promoter and Promoter Group

	Category & Name of the shareholders	PAN	Nos. of shareholders	No. of fully paid up equity shares held	Partly paid-up equity shares held	No. of shares underlying Depository Receipts	Total nos. shares held	Shareholding % calculated as per SCRR, 1957 As a % of (A+B+C 2)	Number of Voting Rights held in each class of securities			No. of Shares Underlying Outstanding convertible securities (including Warrants)	Shareholding, as a % assuming full conversion of convertible securities (as a percentage of diluted share capital)	Number of Locked in shares		Number of Shares pledged or otherwise		Number of equity shares held in dematerialised form	
									No of Voting Rights					Total as a % of (A+B+C)	No. (a)	As a % of total Shares held(b)	No. (a)		Shares held(b)
									Class eg: X	Class eg: Y	Total								
	(I)	(II)	(III)	(IV)	(V)	(VI)	(VII) =	(VIII) As	(IX)			(X)	(XI)=	(XII)		(XIII)		(XIV)	
1	Indian																		
(a)	Individuals / Hindu Undivided Family		5	19871714	0	0	19871714	21.56	19871714	0	19871714	21.56	0	21.56	0	0	0	0	19871714
	Panandikar Aditi Milind	ACEPP3136G	1	5559013	0	0	5559013	6.03	5559013	0	5559013	6.03	0	6.03	0	0	0	0	5559013
	Ramani Madhura Anup	ACQPK0583Q	1	5184079	0	0	5184079	5.63	5184079	0	5184079	5.63	0	5.63	0	0	0	0	5184079
	Kare Aruna Suresh	ACQPK0584K	1	4794714	0	0	4794714	5.20	4794714	0	4794714	5.20	0	5.20	0	0	0	0	4794714
	Kare Suresh Govind	ACQPK0585J	1	4060408	0	0	4060408	4.41	4060408	0	4060408	4.41	0	4.41	0	0	0	0	4060408
	Suresh Govind KARE HUF	AADHS6651J	1	273500	0	0	273500	0.30	273500	0	273500	0.30	0	0.30	0	0	0	0	273500
(b)	Central Government / State Government(s)		0	0	0	0	0	0	0	0	0	0	0	0	0	0	0	0	0
(c)	Financial Institutions / Banks		0	0	0	0	0	0	0	0	0	0	0	0	0	0	0	0	0
(d)	Any Other (Specify)		8	34361832	0	0	34361832	37.29	34361832	0	34361832	37.29	0	37.29	0	0	0	0	34361832
	Persons Acting in Concert		7	18590077	0	0	18590077	20.17	18590077	0	18590077	20.17	0	20.17	0	0	0	0	18590077
	Spa Holdings Pvt. Ltd.,	AAACS0725P	1	18335000	0	0	18335000	19.90	18335000	0	18335000	19.90	0	19.90	0	0	0	0	18335000
	Laxmi Vasant Bambolkar	A EVPB2112F	1	144000	0	0	144000	0.16	144000	0	144000	0.16	0	0.16	0	0	0	0	144000
	Ramnath Govind Kare	ADIPK8332J	1	33800	0	0	33800	0.04	33800	0	33800	0.04	0	0.04	0	0	0	0	33800
	Sharda Ramnath Kare	AFMPK4411L	1	32500	0	0	32500	0.04	32500	0	32500	0.04	0	0.04	0	0	0	0	32500
	Pratima Ajit Vaidya	AABPV6978P	1	26550	0	0	26550	0.03	26550	0	26550	0.03	0	0.03	0	0	0	0	26550
	Rajendra M Pai	ADTPP8686K	1	10727	0	0	10727	0.01	10727	0	10727	0.01	0	0.01	0	0	0	0	10727
	Milind S Panandikar	AADPP9343A	1	7500	0	0	7500	0.01	7500	0	7500	0.01	0	0.01	0	0	0	0	7500
	Bodies Corporate		1	15771755	0	0	15771755	17.12	15771755	0	15771755	17.12	0	17.12	0	0	0	0	15771755
	Shanteri Investment Pvt Ltd	AAACS6965K	1	15771755	0	0	15771755	17.12	15771755	0	15771755	17.12	0	17.12	0	0	0	0	15771755
	Sub Total (A)(1)		13	54233546	0	0	54233546	58.85	54233546	0	54233546	58.85	0	58.85	0	0	0	0	54233546



(Handwritten signature)


2	Foreign																		
(a)	Individuals (Non-Resident Individuals / Foreign Individuals)	0	0	0	0	0	0	0	0	0	0	0	0	0	0	0	0	0	0
(b)	Government	0	0	0	0	0	0	0	0	0	0	0	0	0	0	0	0	0	0
(c)	Institutions	0	0	0	0	0	0	0	0	0	0	0	0	0	0	0	0	0	0
(d)	Foreign Portfolio Investor	0	0	0	0	0	0	0	0	0	0	0	0	0	0	0	0	0	0
(e)	Any Other (Specify)	0	0	0	0	0	0	0	0	0	0	0	0	0	0	0	0	0	0
	Sub Total (A)(2)	0	0	0	0	0	0	0	0	0	0	0	0	0	0	0	0	0	0
	Total Shareholding Of Promoter And Promoter Group (A)= (A)(1)+(A)(2)	13	54233546	0	0	54233546	58.85	54233546	0	54233546	58.85	0	58.85	0	0	0	0	0	54233546

Details of Shares which remain unclaimed may be given hear along with details such as number of shareholders, outstanding shares held in demat/unclaimed suspense account, voting rights which are frozen etc.

Note :

- (1) PAN would not be displayed on website of Stock Exchange(s)
- (2) The term 'Encumbrance' has the same meaning as assigned under regulation 28(3) of SEBI (Substantial Acquisition of Shares and Takeovers) Regulations, 2011.

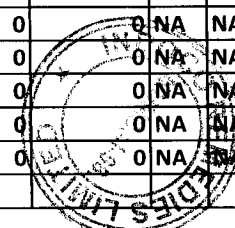
GENERATED ON :05/01/2018	NSDL : 30/12/2017	CDSL :30/12/2017
--------------------------	-------------------	------------------



Indoco Remedies Limited

Table III - Statement showing shareholding pattern of the Public shareholder

Category & Name of the shareholders	PAN	Nos. of share holders	No. of fully paid up equity shares held	Partly paid-up equity shares held	No. of shares underlying Depository Receipts	Total nos. shares held	Shareholding % calculated as per SCRR, 1957 As a % of (A+B+C2)	Number of Voting Rights held in each class of securities			No. of Shares Underlying Outstanding convertible securities (including Warrants)	Shareholding, as a % assuming full conversion of convertible securities (as a percentage of diluted share capital)	Number of Locked in shares		Number of Shares pledged or otherwise		Number of equity shares held in dematerialised form	
								No of Voting Rights					Total as a % of (A+B+C)	No.	As a % of total Shares held(b)	No.		As a % of total Shares held(b)
								Class eg: X	Class eg: y	Total								
(I)	(II)	(III)	(IV)	(V)	(VI)	(VII) = (IV)+(V)+(VI)	(VIII) As a % of (A+B+C2)	(IX)			(X)	(XI) = (VII)+(X) As a % of (A+B+C2)	(XII)		(XIII)		(XIV)	
1 Institutions																		
(a) Mutual Fund		13	7631424	0	0	7631424	8.28	7631424	0	7631424	8.28	0	8.28	0	0	NA	NA	7631424
Dsp Blackrock Micro Cap Fund	AAAJD0430B		2924233	0	0	2924233	3.17	2924233	0	2924233	3.17	0	3.17	0	0	NA	NA	2924233
IDFC CLASSIC EQUITY FUND	AAETS9556K		1449439	0	0	1449439	1.57	1449439	0	1449439	1.57	0	1.57	0	0	NA	NA	1449439
Reliance Capital Trustee Co. Ltd A/C Reliancepharma Fund	AAATR0090B		1724466	0	0	1724466	1.87	1724466	0	1724466	1.87	0	1.87	0	0	NA	NA	1724466
(b) Venture Capital Funds		0	0	0	0	0	0.00	0	0	0	0.00	0	0.00	0	0	NA	NA	0
(c) Alternate Investment Funds		3	3012150	0	0	3012150	3.27	3012150	0	3012150	3.27	0	3.27	0	0	NA	NA	3012150
Dsp Blackrock Aif Pharma Fund	AACTD4888R		1502165	0	0	1502165	1.63	1502165	0	1502165	1.63	0	1.63	0	0	NA	NA	1502165
India Whizdom Fund	AABTI3136Q		1263856	0	0	1263856	1.37	1263856	0	1263856	1.37	0	1.37	0	0	NA	NA	1263856
(d) Foreign Venture Capital Investors		0	0	0	0	0	0.00	0	0	0	0.00	0	0.00	0	0	NA	NA	0
(e) Foreign Portfolio Investor		19	5517967	0	0	5517967	5.99	5517967	0	5517967	5.99	0	5.99	0	0	NA	NA	5517967
Barclays Merchant Bank (Singapore) Ltd.	AACCB0070E		2775696	0	0	2775696	3.01	2775696	0	2775696	3.01	0	3.01	0	0	NA	NA	2775696
(f) Financial Institutions / Banks		2	16884	0	0	16884	0.02	16884	0	16884	0.02	0	0.02	0	0	NA	NA	16884
(g) Insurance Companies		0	0	0	0	0	0.00	0	0	0	0.00	0	0.00	0	0	NA	NA	0
(h) Provident Funds/ Pension Funds		0	0	0	0	0	0.00	0	0	0	0.00	0	0.00	0	0	NA	NA	0
(i) Any Other (Specify)		0	0	0	0	0	0.00	0	0	0	0.00	0	0.00	0	0	NA	NA	0
Sub Total (B)(1)		37	16178425	0	0	16178425	17.56	16178425	0	16178425	17.56	0	17.56	0	0	NA	NA	16178425



[Handwritten signature]

2	Central Government/ State Government(s)/ President of India																	
	Central Government / State Government(s)	1	56018	0	0	56018	0.06	56018	0	56018	0.06	0	0.06	0	0	NA	NA	56018
	Sub Total (B)(2)	1	56018	0	0	56018	0.06	56018	0	56018	0.06	0	0.06	0	0	NA	NA	56018
3	Non-Institutions																	
(a)	Individuals																	
	i. Individual shareholders holding nominal share capital up to Rs. 2 lakhs.	13853	8773216	0	0	8773216	9.52	8773216	0	8773216	9.52	0	9.52	0	0	NA	NA	7970821
	ii. Individual shareholders holding nominal share capital in excess of Rs. 2 lakhs.	33	8646264	0	0	8646264	9.38	8646264	0	8646264	9.38	0	9.38	0	0	NA	NA	8041539
	Suresh Kumar Agarwal	AAGFR0822H	1392281	0	0	1392281	1.51	1392281	0	1392281	1.51	0	1.51	0	0	NA	NA	1392281
(b)	NBFCs registered with RBI	0	0	0	0	0	0	0	0	0	0	0	0.00	0	0	NA	NA	0
(c)	Employee Trusts	0	0	0	0	0	0	0	0	0	0	0	0.00	0	0	NA	NA	0
(d)	Overseas Depositories(holding DRs) (balancing figure)	0	0	0	0	0	0	0	0	0	0	0	0.00	0	0	NA	NA	0
(e)	Any Other (Specify)	1298	4262886	0	0	4262886	4.63	4262886	0	4262886	4.63	0	4.63	0	0.00	NA	NA	4262886
	Hindu Undivided Family	430	422642	0	0	422642	0.46	422642	0	422642	0.46	0	0.46	0	0.00	NA	NA	422642
	Non Resident Indians (Non Repat)	118	88771	0	0	88771	0.10	88771	0	88771	0.10	0	0.10	0	0.00	NA	NA	88771
	Non Resident Indians (Repat)	284	143624	0	0	143624	0.16	143624	0	143624	0.16	0	0.16	0	0.00	NA	NA	143624
	Clearing Member	191	442861	0	0	442861	0.48	442861	0	442861	0.48	0	0.48	0	0.00	NA	NA	442861
	Bodies Corporate	275	3164988	0	0	3164988	3.43	3164988	0	3164988	3.43	0	3.43	0	0.00	NA	NA	3164988
	Mangeshi Investment Private Limited	AABCM2811R	1167300	0	0	1167300	1.27	1167300	0	1167300	1.27	0	1.27	0	0.00	NA	NA	1167300
	Sub Total (B)(3)	15184	21682366	0	0	21682366	23.53	21682366	0	21682366	23.53	0	23.53	0	0.00	NA	NA	20275246
	Total Public Shareholding (B)= (B)(1)+(B)(2)+(B)(3)	15222	37916809	0	0	37916809	41.15	37916809	0	37916809	41.15	0	41.15	0	0	NA	NA	36509689

Details of Shares which remain unclaimed may be given here along with details such as number of shareholders, outstanding shares held in demat/unclaimed suspense account, voting rights which are frozen etc.

No. of shareholders	No. of Shares
0	0

Not

(1) PAN would not be displayed on website of Stock Exchange(s).

(2) The above format needs to disclose name of all holders holding more than 1% of total number of shares

(3) W.r.t. the information pertaining to Depository Receipts, the same may be disclosed in the respective columns to the extent information available and the balance to be disclosed as held by

GENERATED ON :05/01/2018 NSDL : 30/12/2017 CDSL :30/12/2017



Indoco Remedies Limited

Table IV - Statement showing shareholding pattern of the Non Promoter- Non Public shareholder

Category & Name of the shareholders	PAN	Nos. of shareholders	No. of fully paid up equity shares held	Partly paid-up equity shares held	No. of shares underlying Depository Receipts	Total nos. shares held	Shareholding % calculated as per SCRR, 1957 As a % of (A+B+C2)	Number of Voting Rights held in each class of securities			No. of Shares Underlying Outstanding convertible securities (including Warrants)	Shareholding, as a % assuming full conversion of convertible securities (as a percentage of diluted share capital)	Number of Locked in shares		Number of Shares pledged or otherwise encumbered		Number of equity shares held in dematerialised form	
								No of Voting Rights					Total as a % of (A+B+C)	No.	As a % of total Shares held(b)	No.		As a % of total Shares held(b)
								Class eg: X	Class eg: y	Total								
(I)	(II)	(III)	(IV)	(V)	(VI)	(VII) =	(VIII) As a	(IX)			(X)	(XI)=	(XII)		(XIII)		(XIV)	
1 Custodian/DR Holder		0	0	0	0	0	0	0	0	0	0	0	0	0	0	0	0	0
2 Employee Benefit Trust (under SEBI (Share based Employee Benefit) Regulations, 2014)		0	0	0	0	0	0	0	0	0	0	0	0	0	0	0	0	0
Total Non-Promoter- Non Public Shareholding (C)= (C)(1)+(C)(2)		0	0	0	0	0	0	0	0	0	0	0	0	0	0	0	0	0

Note :

- (1) PAN would not be displayed on website of Stock Exchange(s).
- (2) The above format needs to disclose name of all holders holding more than 1% of total number of shares
- (3) W.r.t. the information pertaining to Depository Receipts, the same may be disclosed in the respective columns to the extent information available and the balance to be disclosed as held

GENERATED ON :05/01/2018

NSDL : 30/12/2017

CDSL :30/12/2017

