



Indoco

INDOCO REMEDIES LTD

indoco remedies limited

INDOCO HOUSE, 166 C. S. T. ROAD, SANTACRUZ (EAST), MUMBAI - 400 098 (INDIA) ● Website : www.indoco.com
PHONES : (91-22) 3386 1000 / 3386 1250 ● FAX : (91-22) 2652 3067 / 2652 3976 ● CIN : L85190MH1947PLC005913

October 5, 2018

To
Bombay Stock Exchange Limited
Floor 25, P. J. Towers,
Dalal Street,
Mumbai - 400 001

To
National Stock Exchange of India Ltd
Exchange Plaza,
Bandra Kurla Complex,
Bandra (East),
Mumbai-400051.

Dear Sir,

Sub : Shareholding Pattern for the Quarter ended 30th September, 2018

Enclosed please find Shareholding Pattern under Regulation 31 of SEBI (Listing Obligations and Disclosure Requirement) Regulations, 2015 of our Company for the quarter ended 30th September, 2018.

Kindly acknowledge receipt.

Thanking you,

Yours faithfully,
For Indoco Remedies Limited


Jayshankar Menon
Company Secretary



Shareholding Pattern under Regulation 31 of SEBI (Listing Obligations and Disclosure Requirements) Regulations, 2015

1. Name of Listed Entity: Indoco Remedies Limited
2. Scrip Code/Name of Scrip/Class of Security: 532612
3. Share Holding Pattern Filed under: Reg. 31(1)(a)/Reg. 31(1)(b)/Reg.31(1)(c)
- a. If under 31(1)(b) then indicate the report for Quarter ending
- b. If under 31(1)(c) then indicate date of allotment/extinguishment

4. Declaration: The Listed entity is required to submit the following declaration to the extent of submission of information:-

	Particulars	Yes*	No*
1	Whether the Listed Entity has issued any partly paid up shares?		No
2	Whether the Listed Entity has issued any Convertible Securities or Warrants?		No
3	Whether the Listed Entity has any shares against which depository receipts are issued?		No
4	Whether the Listed Entity has any shares in locked-in?		No
5	Whether any shares held by promoters are pledge or otherwise encumbered?		No

* If the Listed Entity selects the option 'No' for the questions above, the columns for the partly paid up shares, Outstanding Convertible Securities/Warrants, depository receipts, locked-in shares, No of shares pledged or otherwise encumbered by promoters, as applicable, shall not be displayed at the time of dissemination on the Stock Exchange website. Also wherever there is 'No' declared by Listed Entity in above table the values will be considered as 'Zero' by default on submission of the format of holding of specified securities.




Category	Category of shareholder	Nos. of shareholders	No. of fully paid up equity shares held	No. of Partly paid-up equity shares held	No. of shares underlying Depository Receipts	Total nos. shares held	Shareholding as a % of total no. of shares (calculated as per SCRR, 1957)	Number of Voting Rights held in each class of securities			No. of Shares Underlying Outstanding convertible securities (including Warrants)	Shareholding, as a % assuming full conversion of convertible securities (as a percentage of diluted share capital)	Number of Locked in shares		Number of Shares pledged or otherwise encumbered		Number of equity shares held in dematerialised form	
								No of Voting Rights					Total as a % of (A+B+C)	No.	As a % of total Shares held(b)	No.		As a % of total Shares held(b)
								Class eg: X	Class eg: Y	Total								
(I)	(II)	(III)	(IV)	(V)	(VI)	(VII) =	(VIII) As a	(IX)			(X)	(XI)=	(XII)	(XIII)		(XIV)		
(A)	Promoter & Promoter Group	15	54245746	0	0	54245746	58.87	54245746	0	54245746	58.87	0	58.87	0	0	0	0	54245746
(B)	Public	15666	37904609	0	0	37904609	41.13	37904609	0	37904609	41.13	0	41.13	0	0	NA	NA	36520176
(C)	Non Promoter - Non Public																	
(C1)	Shares Underlying DRs	0	0	0	0	0	0	0	0	0	0	0	0	0	0	NA	NA	0
(C2)	Shares Held By Employee Trust	0	0	0	0	0	0	0	0	0	0	0	0	0	0	NA	NA	0
	Total	15681	92150355	0	0	92150355	100	92150355	0	92150355	100	0	100	0	0	0	0	90765922




Indoco Remedies Limited
Table II - Statement showing shareholding pattern of the Promoter and Promoter Group

	Category & Name of the shareholders	PAN	Nos. of shareholders	No. of fully paid up equity shares held	Partly paid-up equity shares held	No. of shares underlying Depository Receipts	Total nos. shares held	Shareholding % calculated as per SCRR, 1957 As a % of (A+B+C2)	Number of Voting Rights held in each class of securities			No. of Shares Underlying Outstanding convertible securities (including Warrants)	Shareholding, as a % assuming full conversion of convertible securities (as a percentage of diluted share capital)	Number of Locked in shares		Number of Shares pledged or otherwise		Number of equity shares held in dematerialised form	
									No of Voting Rights					Total as a % of (A+B+C)	No. (a)	As a % of total Shares held(b)	No. (a)		As a % of total Shares held(b)
									Class eg: X	Class eg: y	Total								
(I)	(II)	(III)	(IV)	(V)	(VI)	(VII) =	(VIII) As a	(IX)			(X)	(XI) =	(XII)		(XIII)	(XIV)			
1	Indian																		
(a)	Individuals / Hindu Undivided Family		5	19871714	0	0	19871714	21.56	19871714	0	19871714	21.56	0	21.56	0	0	0	0	19871714
	Panandikar Aditi Milind	ACEPP3136G	1	5559013	0	0	5559013	6.03	5559013	0	5559013	6.03	0	6.03	0	0	0	0	5559013
	Ramani Madhura Anup	ACQPK0583Q	1	5184079	0	0	5184079	5.63	5184079	0	5184079	5.63	0	5.63	0	0	0	0	5184079
	Kare Aruna Suresh	ACQPK0584K	1	4794714	0	0	4794714	5.20	4794714	0	4794714	5.20	0	5.20	0	0	0	0	4794714
	Kare Suresh Govind	ACQPK0585J	1	4060408	0	0	4060408	4.41	4060408	0	4060408	4.41	0	4.41	0	0	0	0	4060408
	Kare Suresh Govind	AADHS6651J	1	273500	0	0	273500	0.30	273500	0	273500	0.30	0	0.30	0	0	0	0	4060408
(b)	Central Government / State Government(s)		0	0	0	0	0	0	0	0	0	0	0	0	0	0	0	0	273500
(c)	Financial Institutions / Banks		0	0	0	0	0	0	0	0	0	0	0	0	0	0	0	0	0
(d)	Any Other (Specify)		10	34374032	0	0	34374032	37.30	34374032	0	34374032	37.30	0	37.30	0	0	0	0	0
	Persons Acting In Concert		9	18602277	0	0	18602277	20.19	18602277	0	18602277	20.19	0	20.19	0	0	0	0	34374032
	Spa Holdings Pvt. Ltd.,	AAACS0725P	1	18335000	0	0	18335000	19.90	18335000	0	18335000	19.90	0	19.90	0	0	0	0	18602277
	Laxmi Vasant Bambolkar	AEVPB2112F	1	144000	0	0	144000	0.16	144000	0	144000	0.16	0	0.16	0	0	0	0	18335000
	Ramnath Govind Kare	ADIPK8332J	1	2000	0	0	2000	0.00	2000	0	2000	0.00	0	0.00	0	0	0	0	144000
	Sharda Ramnath Kare	AFMPK4411L	1	64300	0	0	64300	0.07	64300	0	64300	0.07	0	0.07	0	0	0	0	2000
	Pratima Ajit Vaidya	AABPV6978P	1	26550	0	0	26550	0.03	26550	0	26550	0.03	0	0.03	0	0	0	0	64300
	Sudha M Pai	ADTPP8685L	1	10727	0	0	10727	0.01	10727	0	10727	0.01	0	0.01	0	0	0	0	26550
	Milind S Panandikar	AADPP9343A	1	7500	0	0	7500	0.01	7500	0	7500	0.01	0	0.01	0	0	0	0	10727
	Rohan Anup Ramani	DBKPR8420P	1	6100	0	0	6100	0.01	6100	0	6100	0.01	0	0.01	0	0	0	0	7500
	Mahika Milind Panandikar	DZJPP1490Q	1	6100	0	0	6100	0.01	6100	0	6100	0.01	0	0.01	0	0	0	0	6100
	Bodies Corporate		1	15771755	0	0	15771755	17.12	15771755	0	15771755	17.12	0	17.12	0	0	0	0	15771755
	Shanteri Investment Pvt Ltd	AAACS6965K	1	15771755	0	0	15771755	17.12	15771755	0	15771755	17.12	0	17.12	0	0	0	0	15771755
	Sub Total (A)(1)		15	54245746	0	0	54245746	58.87	54245746	0	54245746	58.87	0	58.87	0	0	0	0	54245746




2	Foreign																			
	Individuals (Non-Resident Individuals /																			
(a)	Foreign Individuals)	0	0	0	0	0	0	0	0	0	0	0	0	0	0	0	0	0	0	0
(b)	Government	0	0	0	0	0	0	0	0	0	0	0	0	0	0	0	0	0	0	0
(c)	Institutions	0	0	0	0	0	0	0	0	0	0	0	0	0	0	0	0	0	0	0
(d)	Foreign Portfolio Investor	0	0	0	0	0	0	0	0	0	0	0	0	0	0	0	0	0	0	0
(e)	Any Other (Specify)	0	0	0	0	0	0	0	0	0	0	0	0	0	0	0	0	0	0	0
	Sub Total (A)(2)	0	0	0	0	0	0	0	0	0	0	0	0	0	0	0	0	0	0	0
	Total Shareholding Of Promoter And Promoter Group (A)= (A)(1)+(A)(2)	15	54245746	0	0	54245746	58.87	54245746	0	54245746	58.87	0	58.87	0	0	0	0	0	0	54245746



Indoco Remedies Limited

Table III - Statement showing shareholding pattern of the Public shareholder

	Category & Name of the shareholders	PAN	Nos. of shareholders	No. of fully paid up equity shares held	Partly paid-up equity shares held	No. of shares underlying Depository Receipts	Total nos. shares held	Shareholding % calculated as per SCRR, 1957 As a % of (A+B+C2)	Number of Voting Rights held in each class of securities			No. of Shares Underlying Outstanding convertible securities (including Warrants)	Shareholding, as a % assuming full conversion of convertible securities (as a percentage of diluted share capital)	Number of Locked in shares		Number of Shares pledged or otherwise encumbered		Number of equity shares held in dematerialised form	
									No of Voting Rights					Total as a % of (A+B+C)	No. (a)	As a % of total Shares held(b)	No. (a)		As a % of total Shares held(b)
									Class eg: X	Class eg: y	Total								
	(I)	(II)	(III)	(IV)	(V)	(VI)	(VII) =	(VIII) As a %	(IX)			(X)	(XI)=	(XII)		(XIII)		(XIV)	
1	Institutions																		
(a)	Mutual Fund		6	9696883	0	0	9696883	10.52	9696883	0	9696883	10.52	0	10.52	0	0	NA	NA	9696883
	Reliance Capital Trustee Company Limited A/C Reliance Growth Fund	AAATR0090B	1	5984566	0	0	5984566	6.49	5984566	0	5984566	6.49	0	6.49	0	0	NA	NA	5984566
	Idfc Core Equity Fund	AAETS9556K	1	1812735	0	0	1812735	1.97	1812735	0	1812735	1.97	0	1.97	0	0	NA	NA	1812735
	HDFC Trustee Co. Ltd A/c Hdfc Capital Bu	AAATH1809A	1	1441732	0	0	1441732	1.56	1441732	0	1441732	1.56	0	1.56	0	0	NA	NA	1441732
(b)	Venture Capital Funds		0	0	0	0	0	0	0	0	0	0	0	0	0	0	NA	NA	0
(c)	Alternate Investment Funds		2	2082153	0	0	2082153	2.26	2082153	0	2082153	2.26	0	2.26	0	0	NA	NA	2082153
	Dsp Blackrock Aif Pharma Fund	AACTD4888R	1	1839926	0	0	1839926	2.00	1839926	0	1839926	2.00	0	2.00	0	0	NA	NA	1839926
(d)	Foreign Venture Capital Investors		0	0	0	0	0	0	0	0	0	0	0	0	0	0	NA	NA	0
(e)	Foreign Portfolio Investor		24	1956980	0	0	1956980	2.12	1956980	0	1956980	2.12	0	2.12	0	0	NA	NA	1956980
(f)	Financial Institutions / Banks		2	61488	0	0	61488	0.07	61488	0	61488	0.07	0	0.07	0	0	NA	NA	61488
(g)	Insurance Companies		0	0	0	0	0	0	0	0	0	0.00	0	0.00	0	0	NA	NA	0
(h)	Provident Funds/ Pension Funds		0	0	0	0	0	0	0	0	0	0.00	0	0.00	0	0	NA	NA	0
(i)	Any Other (Specify)		0	0	0	0	0	0	0	0	0	0.00	0	0.00	0	0	NA	NA	0
	Sub Total (B)(1)		34	13797504	0	0	13797504	14.97	13797504	0	13797504	14.97	0	0.00	0	0	NA	NA	13797504
2	Central Government/ State Government(s)/ President of India																		
	Sub Total (B)(2)		0	0	0	0	0	0	0	0	0	0	0	0	0	0	NA	NA	0



3	Non-Institutions																		
(a)	Individuals																		
	i. Individual shareholders holding nominal share capital up to Rs. 2 lakhs.	14333	8628121	0	0	8628121	9.36	8628121	0	8628121	9.36	0	9.36	0	0	NA	NA	7848413	
	ii. Individual shareholders holding nominal share capital in excess of Rs. 2 lakhs.	34	9433199	0	0	9433199	10.24	9433199	0	9433199	10.24	0	10.24	0	0	NA	NA	8828474	
	Ashish Agarwal	AABFE7233Q	1392281	0	0	1392281	1.51	1392281	0	1392281	1.51	0	1.51	0	0	NA	NA	1392281	
(b)	NBFCs registered with RBI	6	181890	0	0	181890	0.20	181890	0	181890	0.20	0	0.20	0	0	NA	NA	181890	
(c)	Employee Trusts	0	0	0	0	0	0	0	0	0	0	0	0	0	0	NA	NA	0	
(d)	Overseas Depositories(holding DRs) (balancing figure)	0	0	0	0	0	0	0	0	0	0	0	0	0	0	NA	NA	0	
(e)	Any Other (Specify)	1259	5863895	0	0	5863895	6.36	5863895	0	5863895	6.36	0	6.36	0	0	NA	NA	5863895	
	IEPF	1	56018	0	0	56018	0.06	56018	0	56018	0.06	0	0.06	0	0	NA	NA	56018	
	Hindu Undivided Family	479	591025	0	0	591025	0.64	591025	0	591025	0.64	0	0.64	0	0	NA	NA	591025	
	Non Resident Indians (Non Repat)	123	999698	0	0	999698	1.08	999698	0	999698	1.08	0	1.08	0	0	NA	NA	999698	
	Non Resident Indians (Repat)	276	174216	0	0	174216	0.19	174216	0	174216	0.19	0	0.19	0	0	NA	NA	174216	
	Clearing Member	116	565718	0	0	565718	0.61	565718	0	565718	0.61	0	0.61	0	0	NA	NA	565718	
	Bodies Corporate	264	3477220	0	0	3477220	3.77	3477220	0	3477220	3.77	0	3.77	0	0	NA	NA	3477220	
	Mangeshi Investment Private Limited	AABCM2811R	1	1167300	0	0	1167300	1.27	1167300	0	1167300	1.27	0	1.27	0	0	NA	1167300	
	Sub Total (B)(3)	15632	24107105	0	0	24107105	26.16	24107105	0	24107105	26.16	0	26.16	0	0	NA	NA	22722672	
	Total Public Shareholding (B)= (B)(1)+(B)(2)+(B)(3)	15666	37904609	0	0	37904609	41.13	37904609	0	37904609	41.13	0	0.00	0	0	NA	NA	36520176	



Indoco Remedies Limited
Table IV - Statement showing shareholding pattern of the Non Promoter- Non Public shareholder

Category & Name of the shareholders	PAN	Nos. of shareholders	No. of fully paid up equity shares held	Partly paid-up equity shares held	No. of shares underlying Depository Receipts	Total nos. shares held	Shareholding % calculated as per SCRR, 1957 As a % of (A+B+C2)	Number of Voting Rights held in each class of securities			Total as a % of (A+B+C)	No. of Shares Underlying Outstanding convertible securities (including Warrants)	Shareholding, as a % assuming full conversion of convertible securities (as a percentage of diluted share capital)	Number of Locked in shares		Number of Shares pledged or otherwise encumbered		Number of equity shares held in dematerialised form	
								No of Voting Rights						No. (a)	As a % of total Shares held(b)	No. (a)	As a % of total Shares held(b)		
								Class eg: X	Class eg: y	Total									
(I)	(II)	(III)	(IV)	(V)	(VI)	(VII) =	(VIII) As a	(IX)			(X)	(XI)=	(XII)	(XIII)	(XIV)				
1 Custodian/DR Holder		0	0	0	0	0	0	0	0	0	0	0	0	0	0	0	NA	NA	0
2 Employee Benefit Trust (under SEBI (Share based Employee Benefit) Regulations, 2014)		0	0	0	0	0	0	0	0	0	0	0	0	0	0	0	NA	NA	0
Total Non-Promoter- Non Public Shareholding (C)= (C)(1)+(C)(2)		0	0	0	0	0	0	0	0	0	0	0	0	0	0	0	NA	NA	0

